

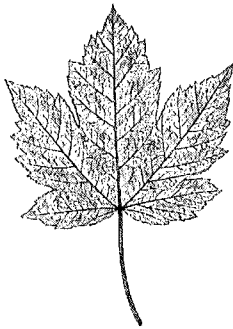


TK / Kindergarten

October Packet



Childhood is a journey, not a race...

"Experience wires the brain. Repetition strengthens the wiring."

-Pam Schiller, Ph.D

Up On the Treetop (To the tune of "Up on the Housetop")

Up on the treetop

Watch the leaves.

They are changing.

You can see.

Red and orange, Yellow and brown.

Pretty soon they'll all fall down. Crunch, crunch, crunch!

Walk through the leaves. Crunch, crunch, crunch!

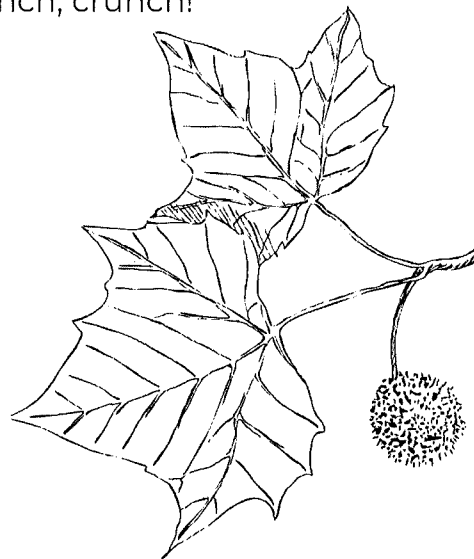
Walk through the leaves.

Up on the treetop

In the fall,

Leaves are changing

Watch them all!



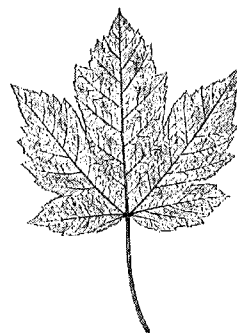
In autumn when the trees are brown, the little leaves come tumbling down.

They do not make the slightest sound, but lie so quietly on the ground.

Until the wind comes puffing by and blows them off toward the sky!

Autumn Winds

Autumn winds begin to blow,
Colored leaves fall fast and slow,
Whirling, twirling all around,
Till at last they touch the ground.



Nature Scavenger Hunt

It's time to get out and explore the world around you! Just head out your back door and see what adventure lies before you. Can you find the following?

Maple leaf, robin, acorn, ant hill, pine cone, dandelion, moss, 3 leaf clover, butterfly, squirrel, frog, oak tree, smooth rock/stone, spider web

Leaf Rubbing

Make leaf rubbings with some of the leaves you find. Place the leaves under a piece of newsprint or plain paper, peel off the paper from your crayons and lightly rub over the leaves with the sides of your crayons!

Physical Challenge!

This month, teach your child to do windmills or cross crawls.
Stand with your feet apart and your arms out from your sides.
Twist and reach your right hand over to your left foot. Stand up right.
Twist and reach your left hand over to your right foot. Stand up right.
Keep practicing!

"Everyone involved in the life of children is writing on their souls."
-Pam Schiller, Ph., D.

October Book List from our Hickman Library:

Pumpkins:

I Like Pumpkins by Jerry Smath

From Seed to Jack-O'-Lantern photos by Daniel Dorn

I Spy a Pumpkin: Riddles by Jean Marzollo, photographs by Walter Wick

Changing Leaves:

Fall Leaves Change Colors by Kathleen Weidner Zoehfeld


Red Leaf, Yellow Leaf by Lois Ehlert

Field Trip Opportunities

This would be a great month to check out Cover's Apple Ranch in Tuolumne County. Check out this web site for more information:

<http://www.yelp.com/biz/covers-apple-ranch-tuolumne-2>

A pumpkin patch would be a fun field trip to see how many new varieties of pumpkins you can see. Resendiz Fruit Barn in Hughson on Geer and Santa Fe, RAM Farms in Turlock on Daubenberger and Canal, Sons Farm Fresh in Oakdale on F St., and Dutch Hollow in Modesto on Santa Fe are fun to visit!



Pull this off of the packet and put it on your fridge or bulletin board.

Listen to how your child's answers change as their knowledge and experiences become broader.

Listen and Name

This activity involves listening, thinking and responding verbally. Your child may be able to give more than one answer for each statement. Encourage the discussion as much as possible and feel free to add to this list of statements. This is a good traveling or quiet game that can enrich the child's language development and their thinking processes as well as extending their knowledge of the various things that are named during this activity.

This activity develops: Skills in listening and understanding concepts, skills in thinking and associating, language enrichment and confidence.

-Name something that walks.

-Name something that eats.

-Name something that melts.

-Name something that sleeps.

-Name something that opens.

-Name something that swims.

-Name something that rings.

-Name something that floats.

-Name something that digs.

-Name something that stings.

-Name something that hurts.

-Name something that rolls.

-Name something that cuts.

-Name something that flies.

-Name something that burns.

-Name something that sails.

-Name something that trots.

-Name something that moves.

-Name something that sticks.

-Name something that shines.

WHAT MAKES ME 'ME'?




Understanding and celebrating who we are as individuals, develops self-confidence and awareness. The first step is recognising your personal qualities.

Read the following qualities and colour the top five that best describe you.

I AM...

honest	friendly	adaptable
loyal	generous	energetic
sensitive	creative	determined
curious	organised	reliable
co-operative	helpful	respectful
innovative	logical	happy
ambitious	dependable	patient
kind	thoughtful	practical



I'm Thinking of a Word

Directions:

1. Have your student say the name of each of the rhyming word pictures. (provide assistance if needed).
2. Tell your student that you are going to read some rhyming poems, but the last word is missing and they must find the picture that completes the rhyme.
3. Emphasize the first rhyming word as you read the poem.
4. Have your student point to the picture of the rhyming word.

I'm thinking of a word.
It rhymes with *dot*.
It's used for cooking food.
The word is _____ (pot).





I'm thinking of a word.
It rhymes with *rope*.
It washes off dirt.
The word is _____ (soap).

I'm thinking of a word.
It rhymes with *boat*.
You wear it when it's cold.
The word is _____ (coat).

I'm thinking of a word.
It rhymes with *dish*.
It swims under water.
The word is _____ (fish).

I'm thinking of a word.
It rhymes with *tree*.
It unlocks a door.
The word is _____ (key).

I'm thinking of a word.
It rhymes with *frog*.
It likes to bark.
The word is _____ (dog).



FALL SCAVENGER HUNT

☐

**Yellow
Leaf**

☐


**Brown
Leaf**

☐

**Red
Leaf**

☐


**Green
Leaf**

☐

Acorn

☐


Pinecone

☐

Mushroom

☐

Apple

☐


Bird

☐

Pumpkin

☐


Twig

☐

Flower

☐

Scarecrow

☐

Spider Web

Name: _____



Fall Leaves

Color the picture below. Use the fall colors indicated for the leaves.
Use colors of your choice to color the children.



fall colors

KWL THINKING ROUTINE

Think about foxes.

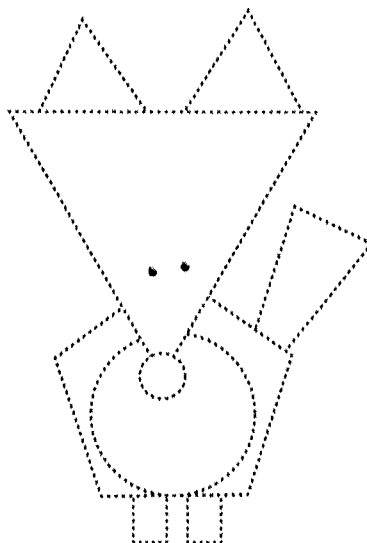
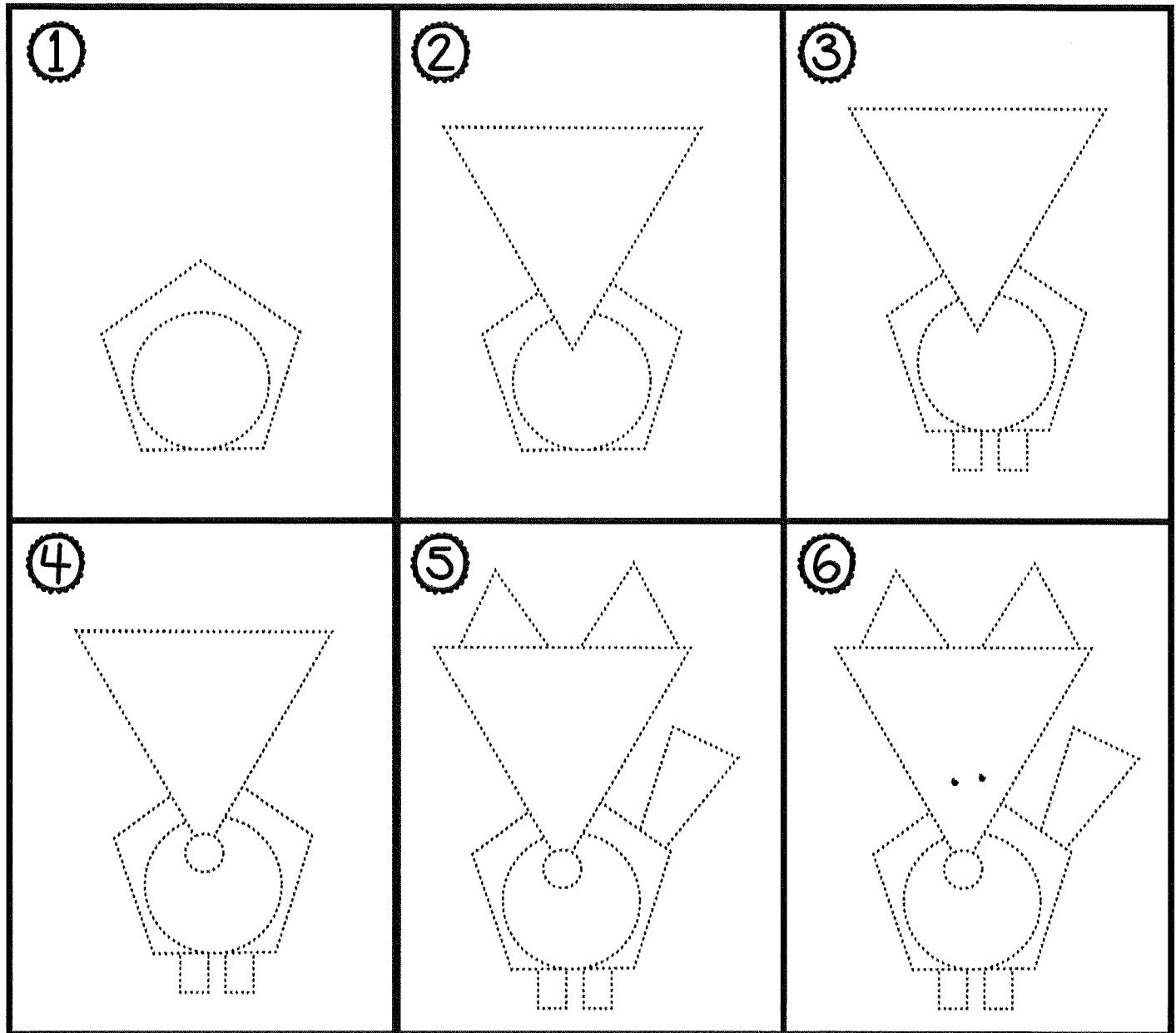
What do you already know? What do you want to know? What have you learned?

K

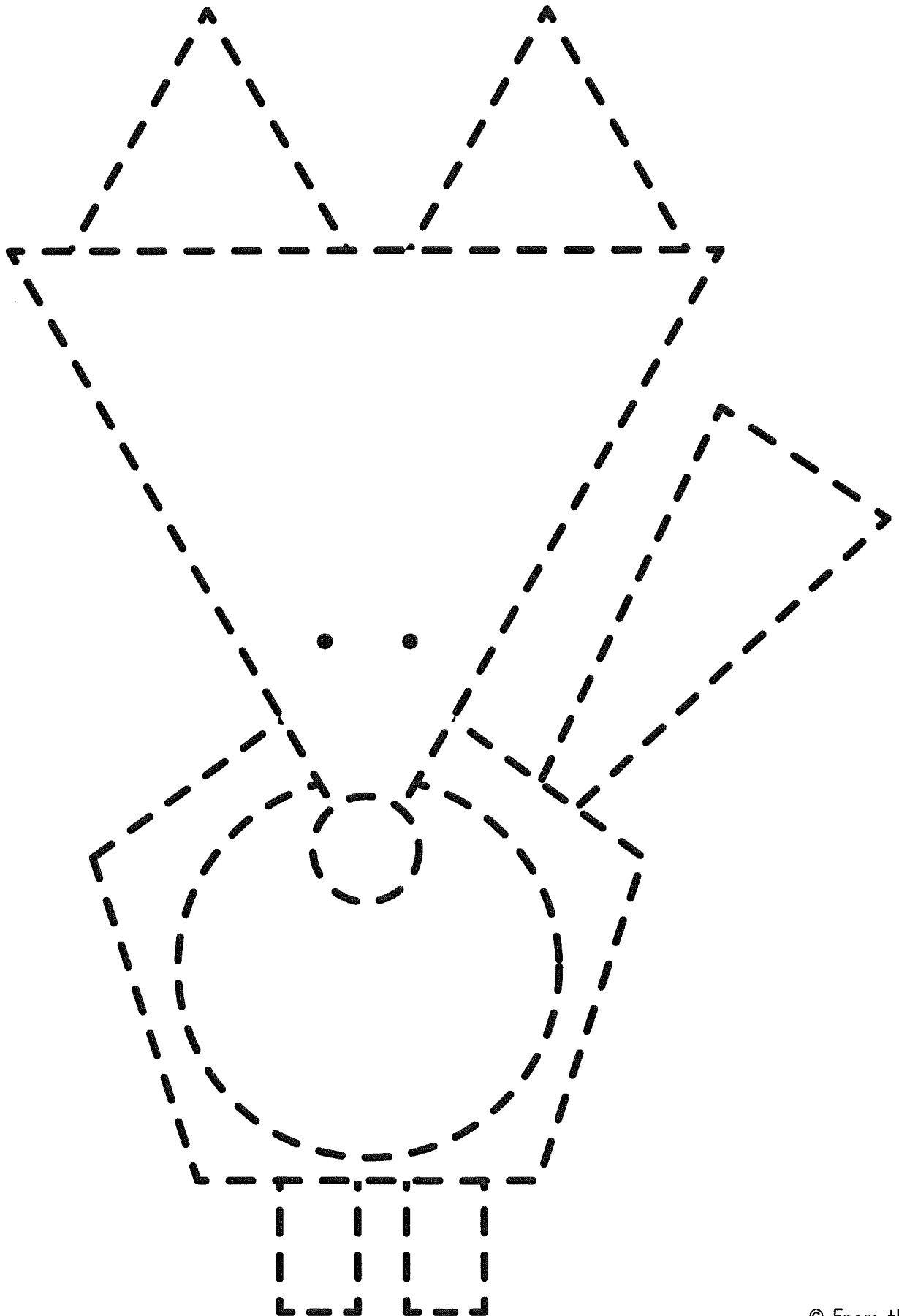
W

L


Make a Shape Fox



My Shape Fox




Shape Fox- one page craft

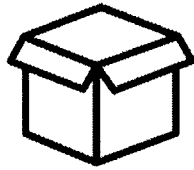


Name: _____

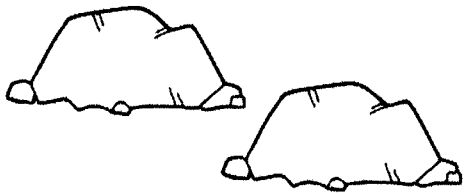
RHyme TIME




COMPLETE THE WORDS
THAT RHYME WITH FOX



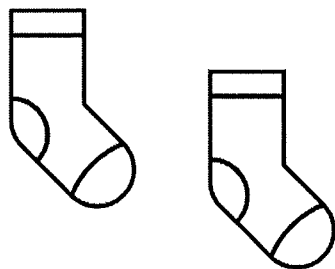
__OX



__ocks



__ocks




__ocks

Name: _____


Goldilocks Trace and Color

Trace the letters and color the pictures.


House



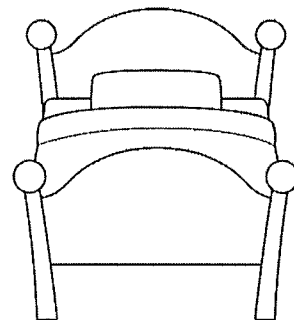
Bowl



Chair



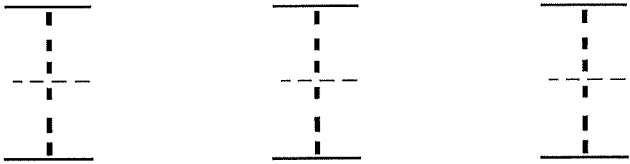

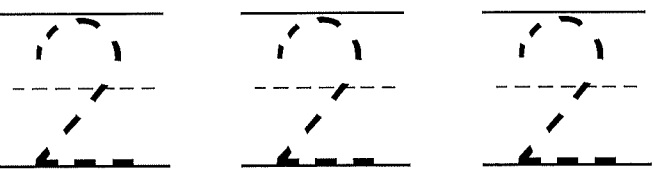
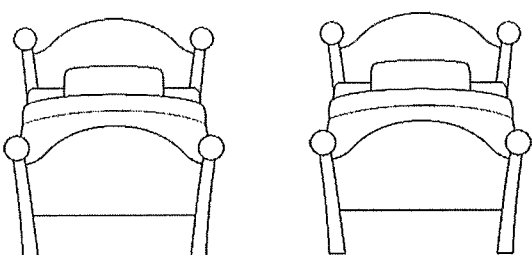
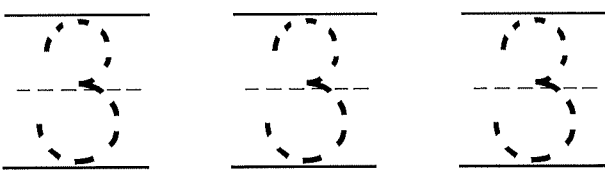

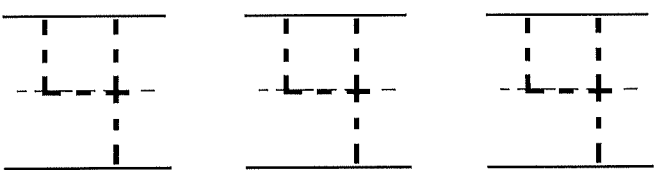
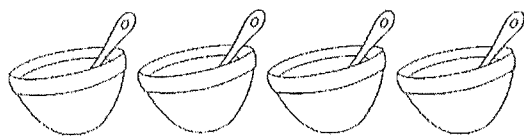
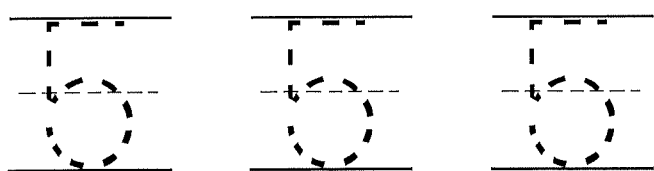

Bed



Name: _____

Goldilocks Color and Count

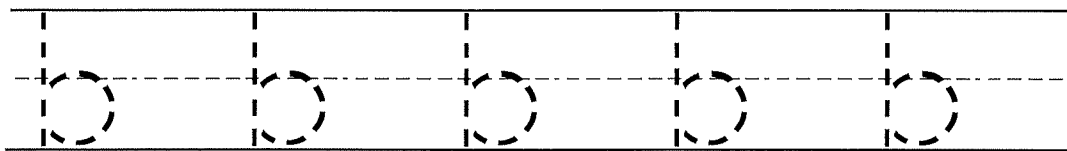

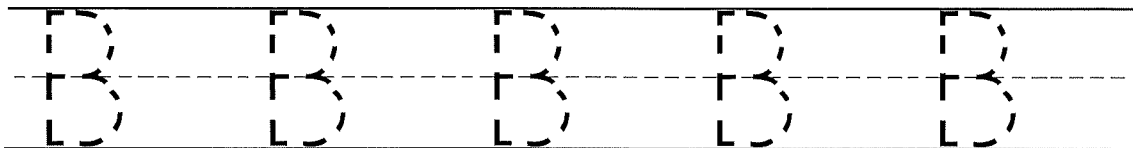
Trace the numbers and color the pictures.

Name: _____

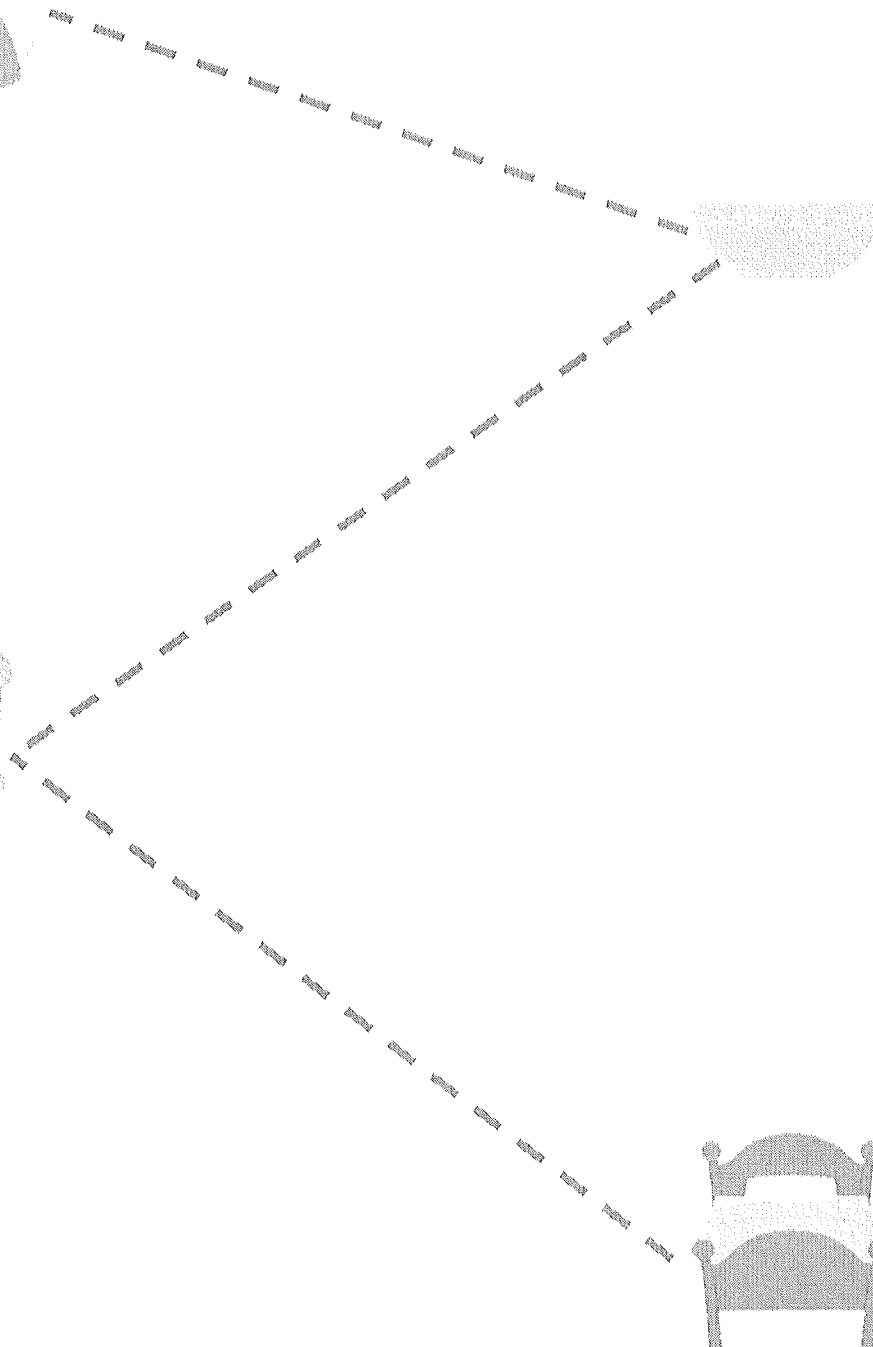

Goldilocks B is for Bear

Trace the letters and color the pictures.




Name: _____




Trace Goldilocks path.



Cut out the pictures out and glue the correct one under each bear on the next page.




Name: _____



--	--	--

Name: _____

Trace or cut along the lines.




Name: _____


Goldilocks and the 3 Bears

Answer the questions in each box. Cut the pictures out and glue them in the correct spot.

Who?	
What?	
When?	
Where?	



PUMPKIN FACTS



PUMPKINS GROW ON VINES.

**PUMPKINS ARE THE BIGGEST FRUIT.
THE BIGGEST PUMPKIN WEIGHS OVER
1,000 POUNDS.**


**PUMPKIN FLOWERS ARE EDIBLE (YOU
CAN EAT THEM).**

**THE WORD PUMPKIN COMES FROM THE
GREEK WORD "PEPON" WHICH MEANS
"LARGE MELON."**


**PUMPKINS TAKE ABOUT 4 MONTHS TO
GROW FROM SEED TO MATURE PUMPKIN.**

**PUMPKINS ARE NATIVE TO CENTRAL
AMERICA.**

PUMPKINS ARE 90 PERCENT WATER.



PUMPKIN QUESTIONS




ARE PUMPKINS A TYPE OF FRUIT?

**DO PUMPKINS GROW ON VINES OR
TREES?** _____

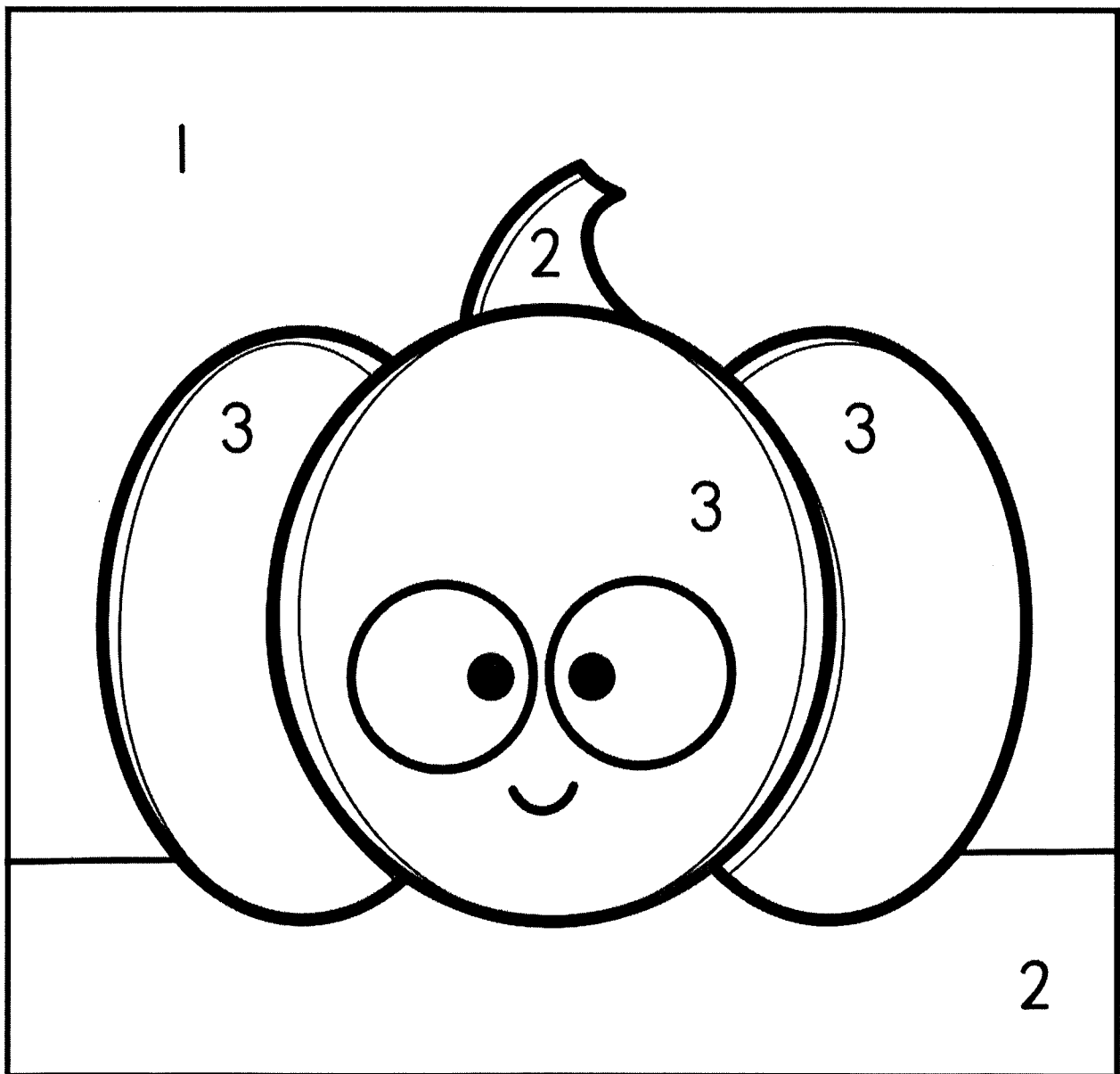
CAN YOU EAT PUMPKIN FLOWERS?



**HOW LONG DOES IT TAKE FOR A
PUMPKIN TO GROW FROM A SEED?**



Color by Number

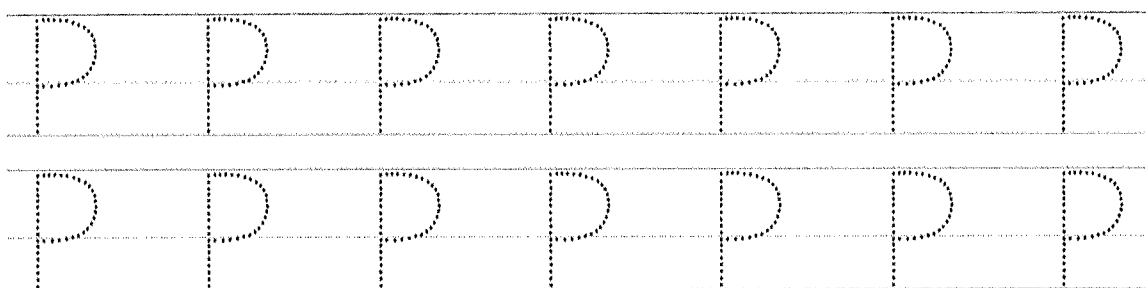
1 - blue 2 - green 3 - orange



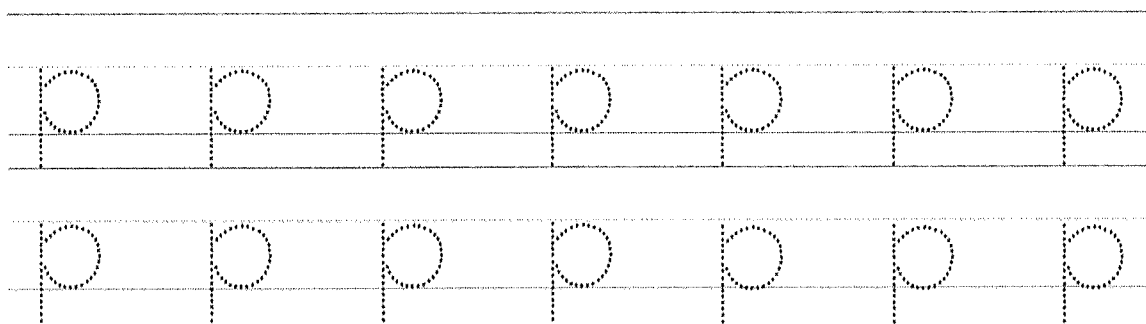


is for Pumpkin


Trace the uppercase letters.



Trace the lowercase letters.



Circle the letter P & p.



Name: _____



Date: _____

NUMBERS 1-9

Follow the arrows along the numbers by the numbers. Select as many squares as the number indicates.



Color the pumpkin and write the number on the back.



Color the pumpkin and write the number on the back.




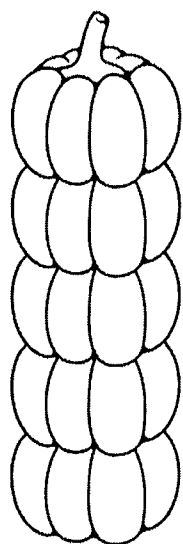
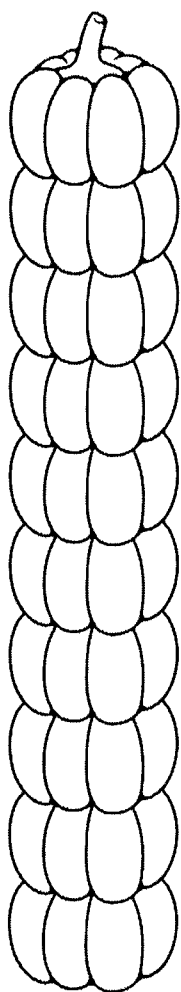



Color the pumpkin and write the number on the back.




PUMPKIN COUNTING

†Students found many pumpkins at the pumpkin patch.
Color the pumpkins in each column and then write the
number of pumpkins in the space provided.



Life Cycle of a **PUMPKIN**


Instructions: Cut around each circle below and place on the pumpkin template, in order for the life cycle of a pumpkin.



vine




flower




**Green
Pumpkin**



seed

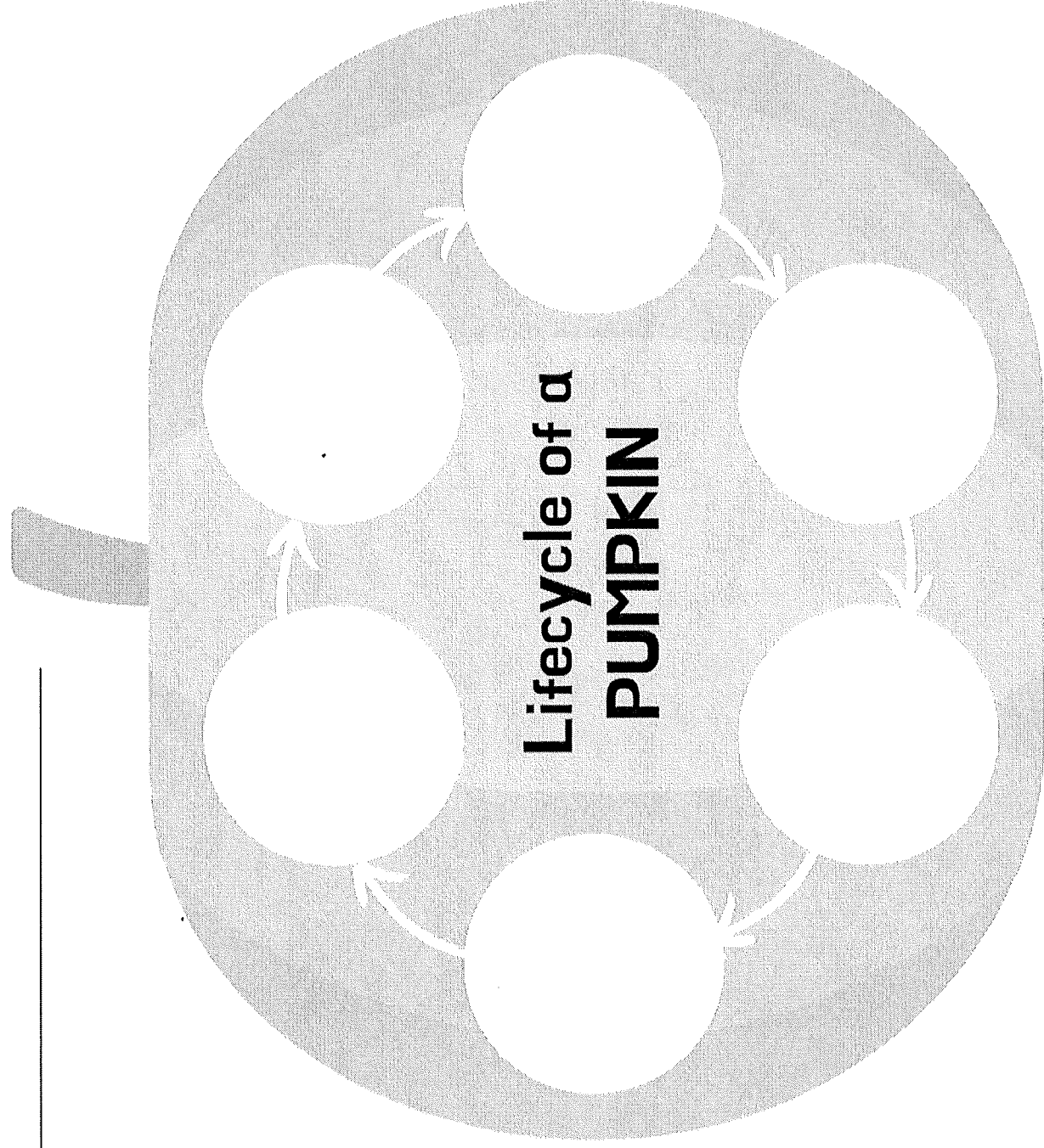


**Ripe
Pumpkin**




sprout

Name: _____







**FOXES LIKE
TO LIVE
ALONE**




**FOXES ARE
NOCTURNAL**




**BABY FOXES
ARE CALLED
KITS**




**FOXES TALK
BY MAKING
A NOISE
CALLED
GEKKERING.**




**FOXES ARE
MAMMALS**



**FOXES LIVE
IN FORESTS,
DESERTS &
GRASSLAND**



**A FEMALE
FOX IS
CALLED A
VIXEN**



**A MALE FOX
IS CALLED A
DOG**