


January TK/Kindergarten Packet



Recommended Books

Little Red Hen by Lucinda McQueen

Little Red Hen Makes a Pizza by Philomena Sturgis and Amy Walrod

Cook a Doodle Doo by Janet Stevens

Armadilly Chili by Helen Kettelman

Burro's Tortillas by Terri Fields

Animals in Winter by Henrietta Bancroft

When it Starts to Snow by Phillis Gershator


Can I Spend the Winter with You by Elizabeth Mordensky

Winter Dance by Marion Dane Bauer

Over and Under the Snow by Kate Messner

Big Red Barn by Margaret Wise Brown

Friends by Helme Heine



Songs We Sing in Class

Butter Song (in 4 pint jars add $\frac{1}{4}$ c heavy cream with dash of salt)

Shake it high, shake it low
Shake it, shake it to and fro
Shake it up, shake it down
Shake it, shake it all around.

Repeat until butter is made and put in the fridge. Strain liquid out of the jar.

The Little Red Hen Song-tune to *Here We Go Around the Mulberry Bush* *Use hand motions and movement throughout the song*

This is the way I plant the seed 3x
This is the way I plant the seed so early in the morning!
...water the wheat
...cut the wheat
...go to the mill
...make the dough
...bake the bread
...eat the bread

I am a Pizza by Charlotte Diamond


I am a pizza
With extra cheese
From tomatoes
Sauce is squeezed
Onions and mushrooms
Oregano
I am a pizza
Ready to go

I am a pizza
Pepperoni
No anchovies
Or phony baloney
I am a pizza
Order by phone
I am a pizza

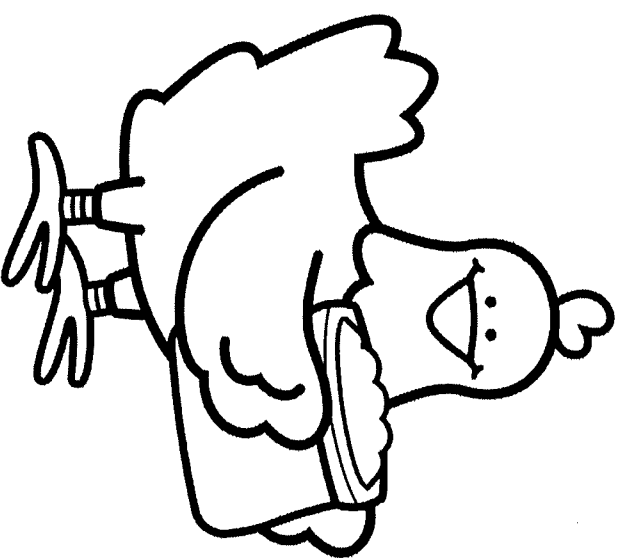
Please take me home

I am a pizza
Peppers on top
Out of the oven
Into the box
Into the car and
Upside down
I am a pizza dropped on the ground

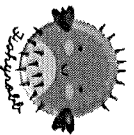
I was a pizza
I was the best
I was a pizza
Now I'm a mess!



The Little Red Hen





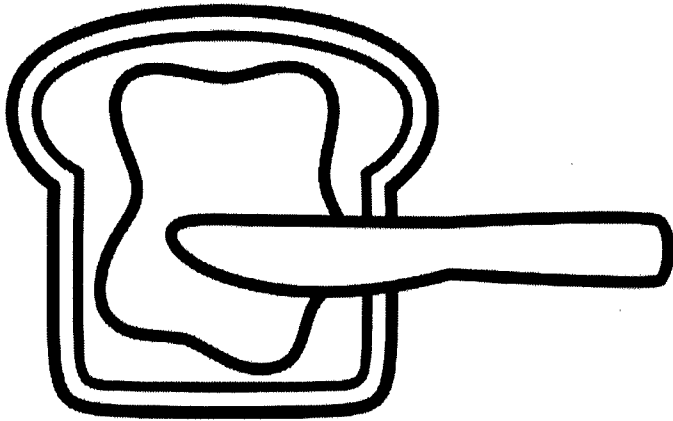



This book belongs to:



The Little Red Hen

Cut out the pictures. Glue each picture onto a page in your book to show what is happening in the text.






This is the little red hen. She lives on a farm with her children. She works hard to take care of them.


Glue a picture here.

So the little red hen cut the warm bread and spread sweet butter on top. She gave a slice to each of her chicks and took one for herself. It was the best bread she had ever tasted!




"We will!" cried the dog, the cat, and the horse. Their mouths watered just thinking about it.

No," said the little red hen. "You were far too busy to help. Now I will eat all of this bread myself!"



There is a barn and a garden and a large, green tractor on the farm. Some other animals live there too - a dog, a cat, and a horse.

Glue a picture here.




One day, the little red hen found some seeds. She had an idea. She could plant the seeds in the garden.

After a short time, the bread was done. Its scent filled the barnyard. The farm animals came running over. "Who will help me eat all of this warm bread?" asked the hen.

Glue a picture here.


No one even answered, so the little red hen set to work. She stirred and kneaded the dough. She formed it into loaves. Then, she put it into the oven.



"Who will help me plant these seeds?" she asked the other animals.


"Not us," said the cat, the dog, and the horse. "We are far too busy."

Glue a picture here.




By then the little red hen was worn out from all her hard work.

“Who will help me make bread with this flour?” she asked.




So the little red hen pushed the cart full of wheat to the mill all by herself. She ground the wheat until it turned into flour and put it into a burlap sack.



After the seeds grew into tall wheat, the little hen asked, "Who will help me harvest this wheat?"
"Not us," said the cat, the dog, and the horse. "We are far too busy."

Glue a picture here.

So the little red hen cut the wheat herself. Then she piled it all into her cart to take to the mill. It was a very heavy load.



After the cart was filled to the top, the little hen asked, "Who will help push this wheat to the mill?"

"Not us," said the cat, the dog, and the horse. "We are far too busy."

Life Cycle of a Chicken

chicken laying eggs



A female bird lays eggs with hard shells. Most birds lay their eggs in nests to keep them safe. A parent sits on the eggs to keep them warm.

Eggs hatching




After 21 days, the chick is ready to hatch. It pecks holes in the shell and pushes itself out. Its feathers are wet but they dry quickly and the chick can run about and feed itself within hours.


A baby bird is called a chick. They hatch from the eggs and their parents bring them food and care for them until they can look after themselves.

Young chickens are about 3 months old, and adult hens are ready to begin laying eggs at about 6 months. Young chickens are about 3 months old, and adult hens are ready to begin laying eggs at about 6 months.

Young chicken



Adult chicken






chicken laying eggs

A female bird lays eggs with hard shells. Most birds lay their eggs in nests to keep them safe. A parent sits on the eggs to keep them warm.




egg hatching

After 21 days, the chick is ready to hatch. It pecks holes in the shell and pushes itself out. Its feathers are wet but they dry quickly and the chick can run about and feed itself within hours.



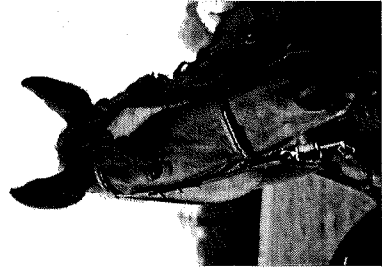
young chicken

A baby bird is called a chick. They hatch from the eggs and their parents bring them food and care for them until they can look after themselves.




adult chicken

Adult hens are ready to begin laying eggs at about 6 months. Young chickens are about 3 months old, and adult hens are ready to begin laying eggs at about 6 months.




I rhyme with "course".

I am a ____ (horse).



I rhyme with "jeep".

I am a ____ (sheep).



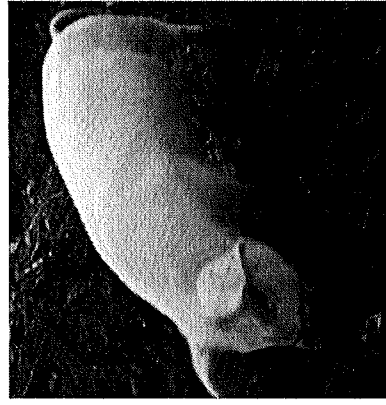
I rhyme with "loose".

I am a ____ (goose).



I rhyme with "pen".

I am a ____ (hen).



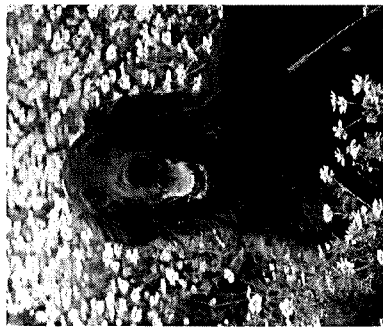
I rhyme with "dig".

I am a ____ (pig).




I rhyme with "coat".

I am a ____ (goat).




I rhyme with "log".

I am a ____ (dog).



I rhyme with "wow".

I am a ____ (cow).

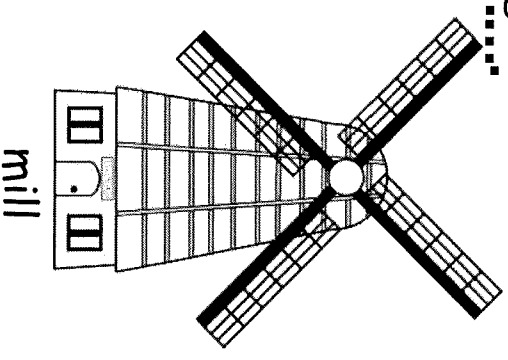
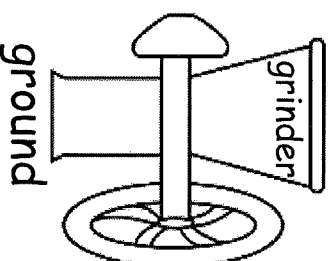
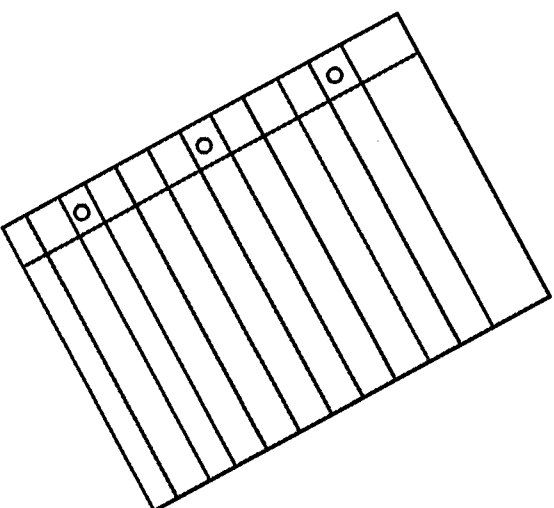

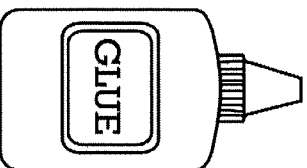

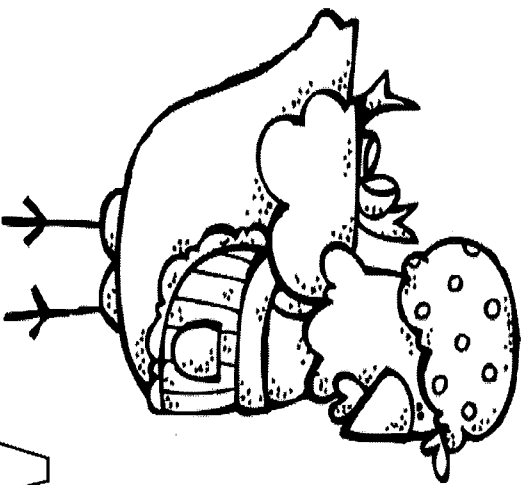


I rhyme with "luck".

I am a ____ (duck).

Name: _____

The Little Red needs to bring the flour home from the mill. Can you design and create something that will help The Little Red Hen carry the flour home by using paper, scissors, glue, staples, and paper clips?



The Little Red Hen Flour Bag STEM Activity

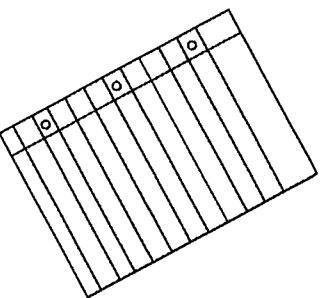

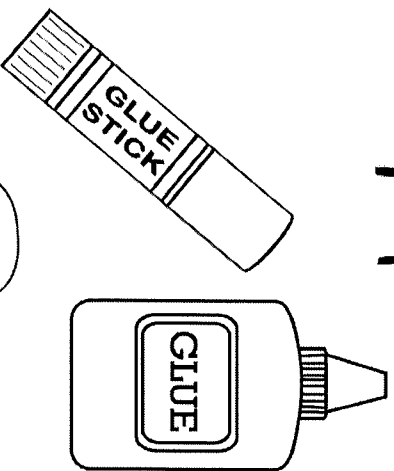
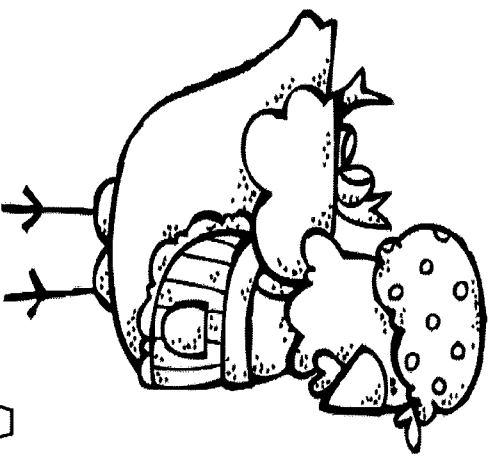
Science, Technology, Engineering & Math

S.T.E.M.

1. Design
2. Build
3. Test
4. Evaluate
5. Redesign

Discuss with your group how you can use the given materials to create a model that will help The Little Red Hen transport the flour.

I Can Walk 100 Steps and Count To 100 By 1's



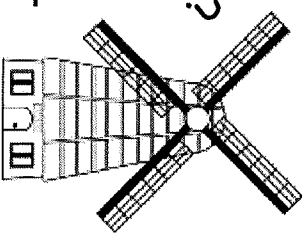
1	2	3	4	5	6	7	8	9	10
11	12	13	14	15	16	17	18	19	20
21	22	23	24	25	26	27	28	29	30
31	32	33	34	35	36	37	38	39	40
41	42	43	44	45	46	47	48	49	50
51	52	53	54	55	56	57	58	59	60
61	62	63	64	65	66	67	68	69	70
71	72	73	74	75	76	77	78	79	80
81	82	83	84	85	86	87	88	89	90
91	92	93	94	95	96	97	98	99	100

IC/Agenda 1-Doris

Little Red Hen Reflection Sheet

(Discuss the results with your group before answering.)

1. What did you create that The Little Red Hen could use to transport the flour?

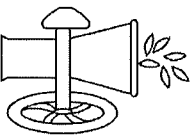


2. Did designing and drawing your ideas before using the materials help?

YES or NO

Why or why not?

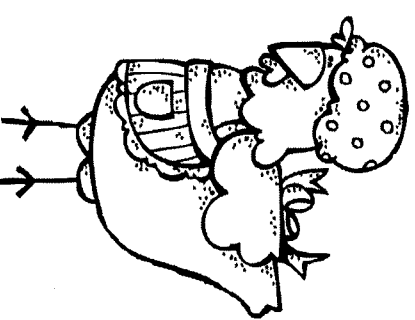
3. How long and how tall is your best creation?



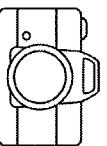
_____ unifix cubes long

--	--	--	--	--	--	--	--	--	--

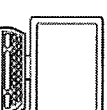
_____ unifix cubes tall



4. What would you do differently next time? _____

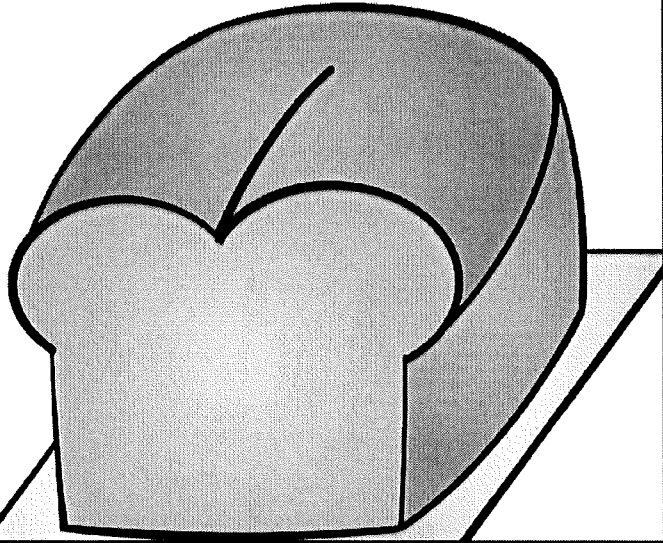


Take digital pictures of your project and create a classroom PowerPoint of your project.




Bread

Sequencing Cards




Bread Sequencing Card



Wheat grows in fields


© www.preschoolplayandlearn.com

Bread Sequencing Cards



Wheat is cut down

Bread Sequencing Card



Wheat is taken to mill

© www.preschoolplayandlearn.com


Wheat Sequencing



Wheat is ground into flour


© www.preschoolplayandlearn.com

Leaf Sequencing Cards



Flour is used to make bread

Leaf Sequencing Card



Bread is baked in oven

© www.preschoolplayandlearn.com

Leaf Sequencing Cards



Bread is sold in stores

Name: _____

LITTLE RED HEN

Cut and paste the events from the story in the correct order.



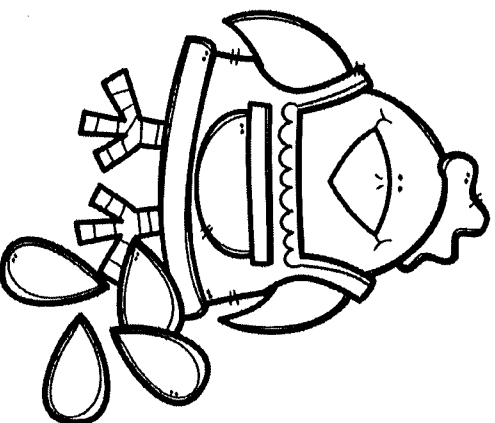

First

Then

Next

Last




--	--	--	--



Name: _____

RAINBOW WRITING

Trace the letters in each color.



a

b

c

d

e

f

g

h

i

j

k

l

m

n

o

p

q

r

s

t

u

v

w

x



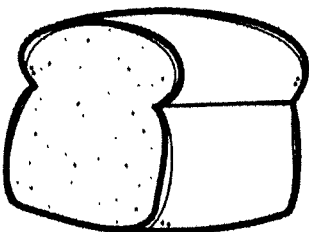







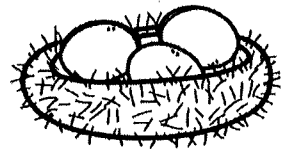






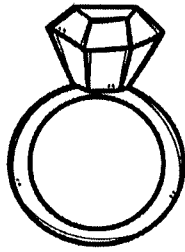

y

z


Name: _____

BEGINNING SOUNDS

Identify the picture with the same beginning sound.



Name: _____



Who


will

help

me

bake

the




help

the

Who

me

bake

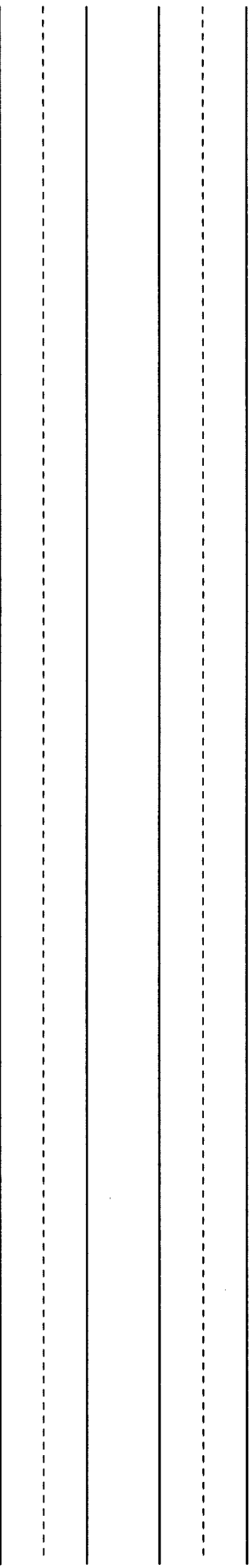
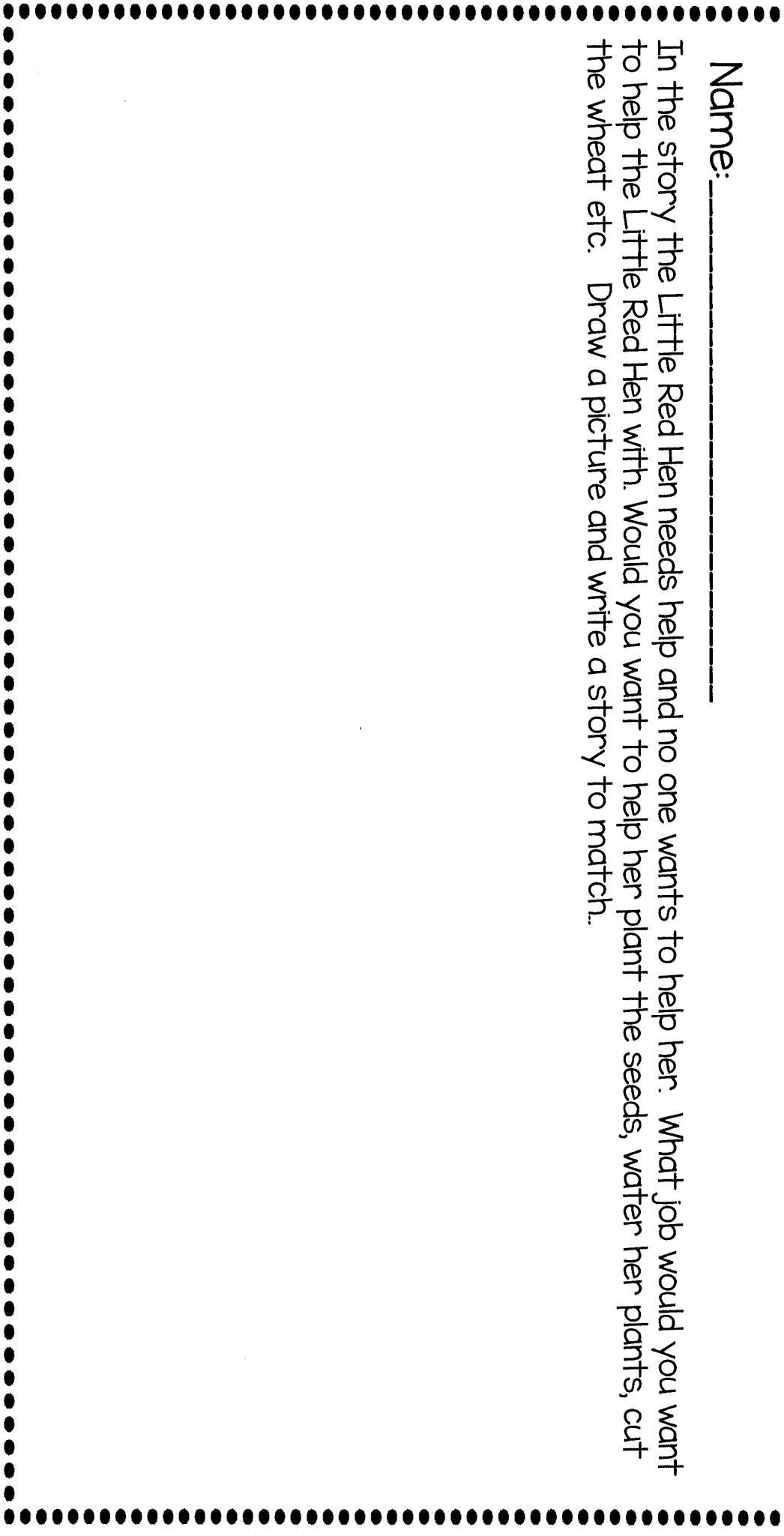


will

Moran

Name: _____

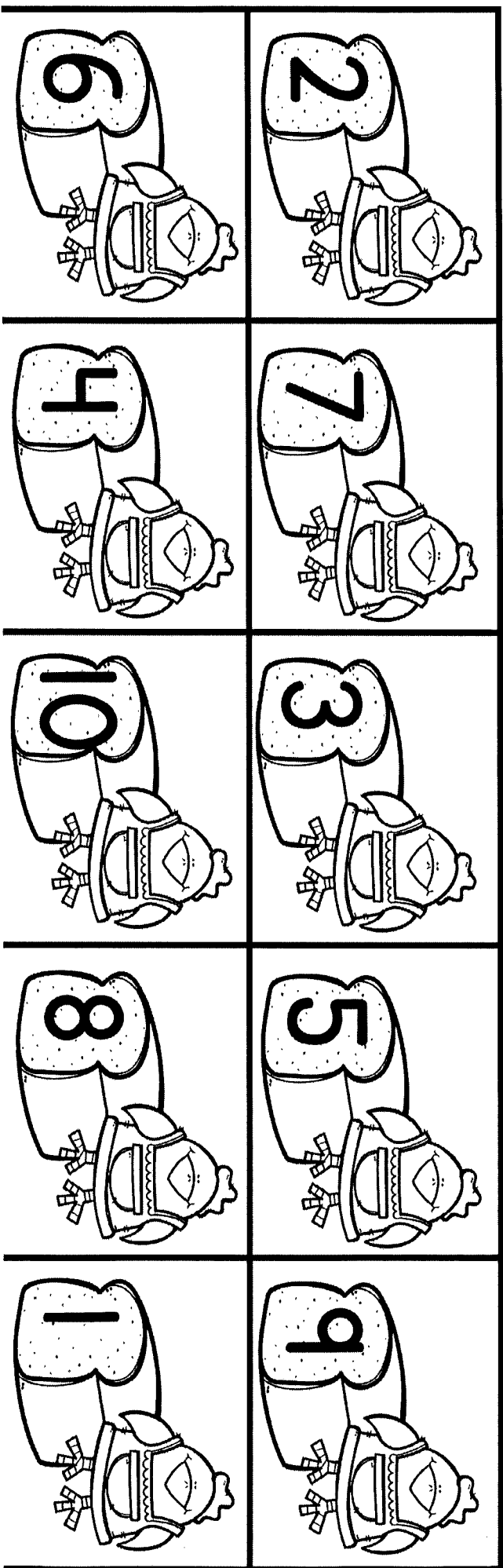
In the story the Little Red Hen needs help and no one wants to help her. What job would you want to help the Little Red Hen with. Would you want to help her plant the seeds, water her plants, cut the wheat etc. Draw a picture and write a story to match..



Name: _____

Ordering Numbers





















Cut and paste the numbers in the correct order.



Name: _____


Missing Numbers

Cut and paste the missing numbers.


				
				
				
				
				
				

Name: _____


Counting Up




1		3			
---	--	---	--	--	--




	4	5			
--	---	---	--	--	--




		7		9	
--	--	---	--	---	--



	5			8	
--	---	--	--	---	--




			5		7
--	--	--	---	--	---




	6				10
--	---	--	--	--	----

Name: _____


Counting Up and Down




	11		13		
--	----	--	----	--	--




	18				14
--	----	--	--	--	----




15				19	
----	--	--	--	----	--



12			9		
----	--	--	---	--	--



		14	13		
--	--	----	----	--	--



	14		16		
--	----	--	----	--	--

COLOR, COUNT AND GRAPH



Count and write how many of each?



Graph it

1

2

3

4

5

6

7

8

q


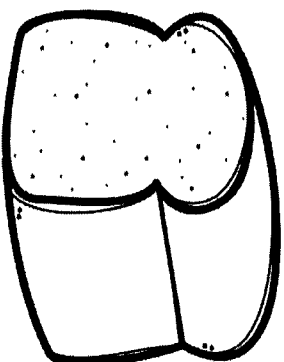
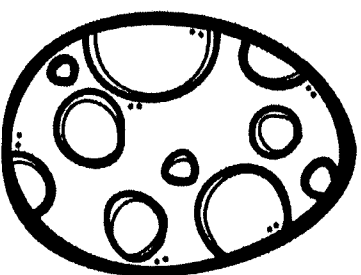
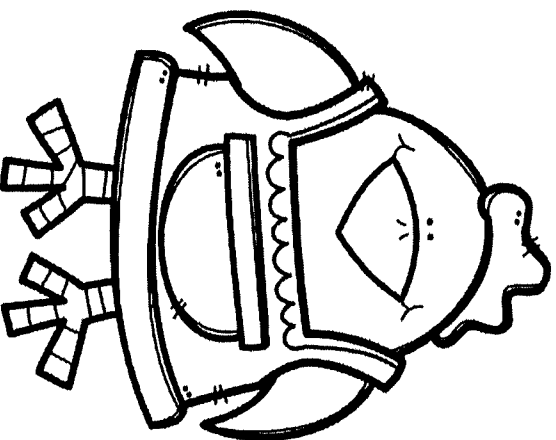
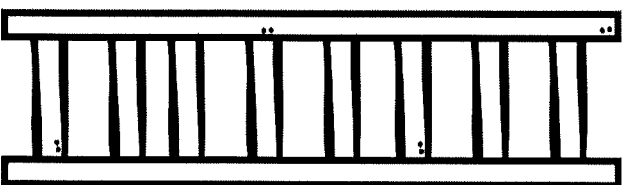

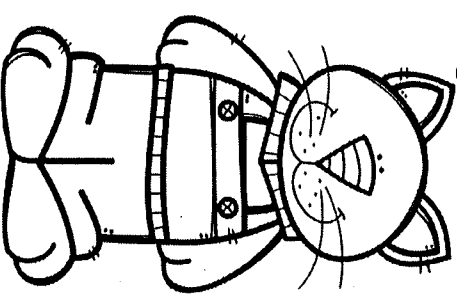


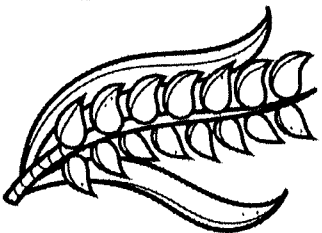

10

[illegible]

Name: _____

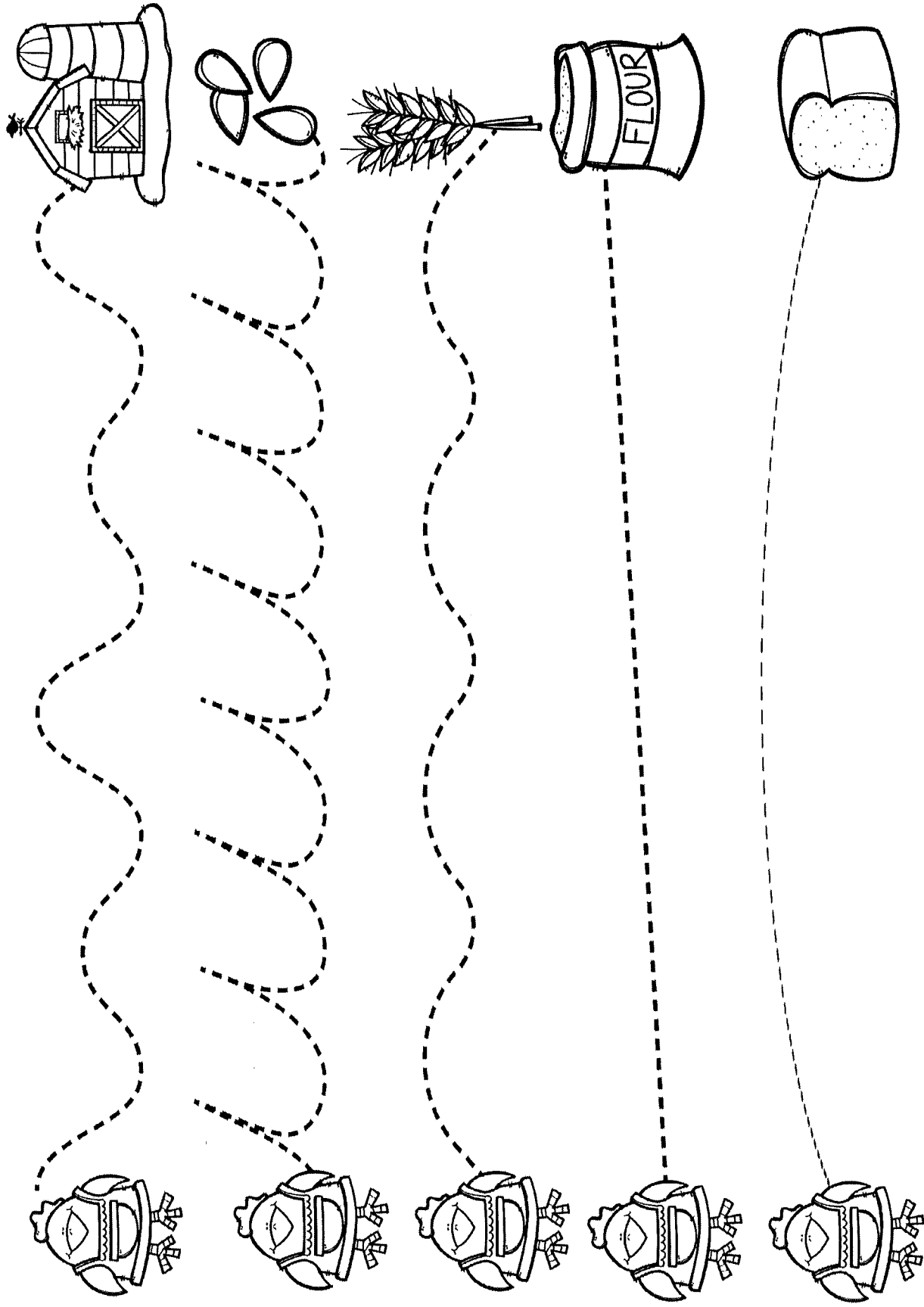
THE LITTLE RED HEN

Color the picture from the story. Put an X on the pictures that don't belong.




Help The Little Red Hen

Trace a line to get the Little Red Hen to her things.



.....

Name: _____



I CAN DRAW A HEN